samtec



USB–A–D–S–B–TH

USBR–A–S–F–O–TH





USB–A–S–F–B–VU

USB–AM–S–F–W–TH



USB-A, USBR-A, USB-AM SERIES

STANDARD & RUGGED USB 2.0

SPECIFICATIONS

For complete specifications and recommended PCB layouts see www.samtec.com?USB-A, www.samtec.com?USBR-A or www.samtec.com?USB-AM

Insulator Material:
High Temperature Thermoplastic
Contact Material:
Phosphor Bronze
Plating:
Gold on Contacts, Nickel on Shell, Tin on Tails
Operating Temp Range:
-50°C to +85°C
Voltage Rating:
30 VAC
Contact Resistance:
30 mΩ
Cycles:
1500 (max tested)
Packaging:
Packaged and shipped in Bulk Packaging Trays; Trays suitable for automation available
RoHS Compliant:
Yes
Lead–Free Solderable
–SM1=Yes
–TH, –VU & –VT=Yes
(Wave Solder only)
TID Numbers (USB-A):
USB-A-D-X-X-TH (61001199)
USB-A-S-X-X-TH (61001180)
USB-A-S-X-X-SM2 (61001152)
USB-A-S-X-X-VT (61001153)
TID Number (USB-AM):
USB-AM-S-X-X-SM (61001154)

RECOGNITIONS

For complete scope of recognitions see www.samtec.com/quality

FILE NO. E111594

TYPE	A	SHELL TYPE	PLATING	COLOR	TERMINATION
USB = Standard Connector **USBR** = Increased Retention Connector (Complies with Class 1, DIV II minimum withdrawal requirement of 15N.)		**–S** = Single **–D** = Double (–TH option only)	**–F** = Gold Flash on Mating Area, Tin on Tails **–S** = 30µ" (0,76 µm) Gold on Mating Area, Tin on Tails	**–B** = Black (USB only) **–W** = White (USB only) **–O** = Orange (USBR only)	**–TH** = Through-hole **–SM1** = Offset Surface Mount **–SM2** = Surface Mount (USB only) **–VU** = Upright, Through-Hole **–VT** = Vertical, Through-Hole

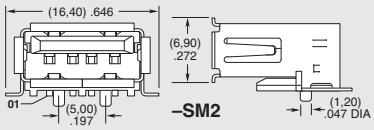

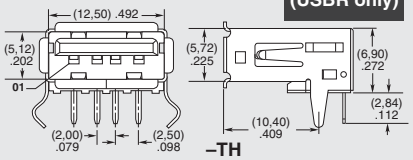

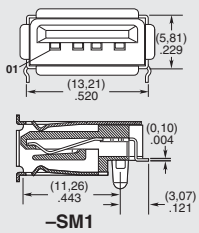

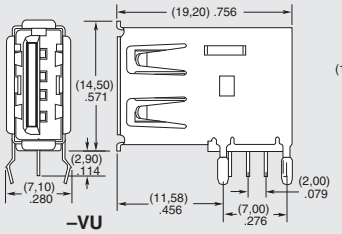

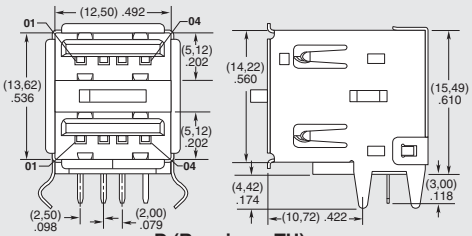

USB	TYPE	SHELL TYPE	PLATING	COLOR	TERMINATION
	–AM = A Type (Plug)	**–S** = Single	**–F** = Gold Flash on Mating Area, Tin on Tails **–S** = 30µ" (0,76 µm) Gold on Mating Area, Tin on Tails	**–B** = Black **–W** = White	**–TH** = Through-hole **–SM1** = Surface Mount

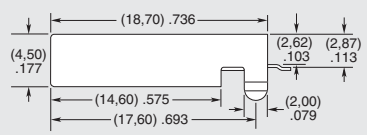

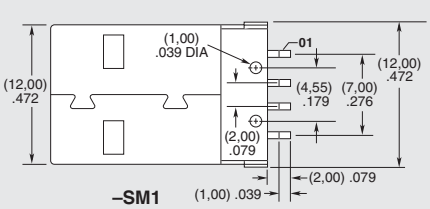

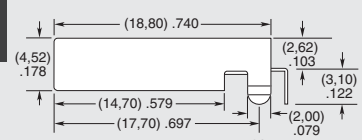

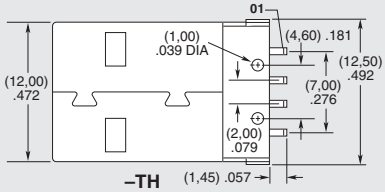

Due to technical progress, all designs, specifications and components are subject to change without notice.

Downloaded from Arrow.com.