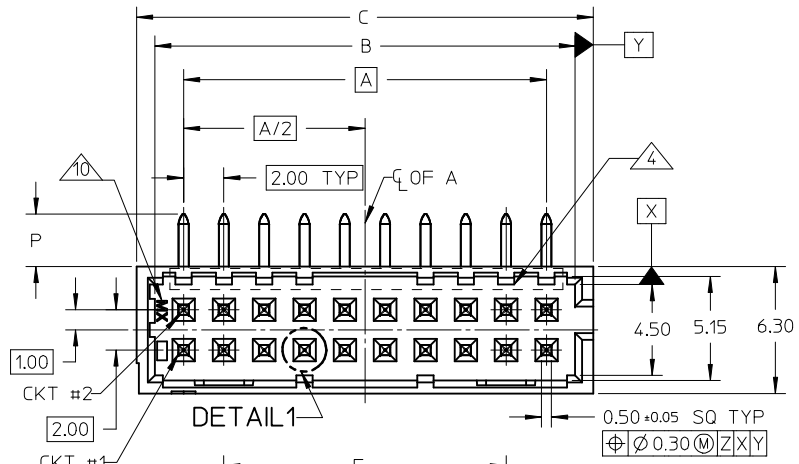

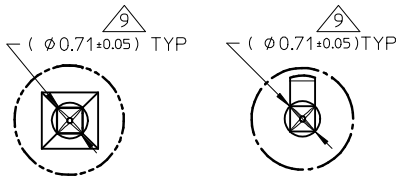

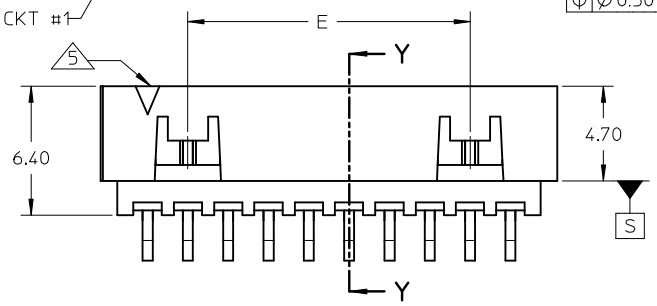

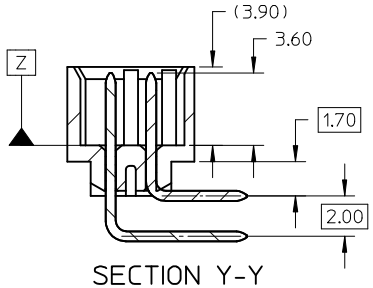

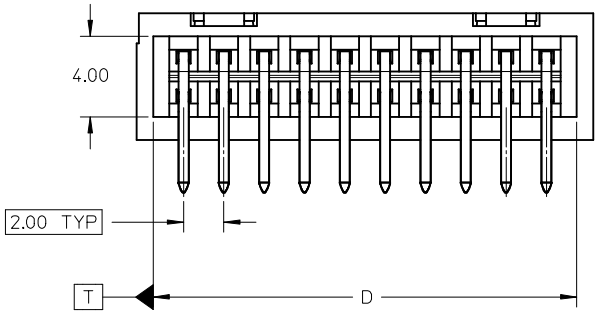

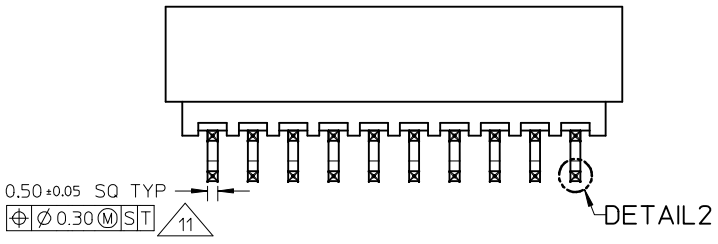

CKT SIZE	DIMENSION				
	A	B	C	D	E
4	2.00	4.85	6.65	5.00	———
6	4.00	6.85	8.65	7.00	———
8	6.00	8.85	10.65	9.00	———
10	8.00	10.85	12.65	11.00	———
12	10.00	12.85	14.65	13.00	———
14	12.00	14.85	16.65	15.00	8.00
16	14.00	16.85	18.65	17.00	10.00
18	16.00	18.85	20.65	19.00	12.00
20	18.00	20.85	22.65	21.00	14.00
22	20.00	22.85	24.65	23.00	16.00
24	22.00	24.85	26.65	25.00	18.00
26	24.00	26.85	28.65	27.00	20.00
28	26.00	28.85	30.65	29.00	22.00
30	28.00	30.85	32.65	31.00	24.00
32	30.00	32.85	34.65	33.00	26.00
34	32.00	34.85	36.65	35.00	28.00
36	34.00	36.85	38.65	37.00	30.00
38	36.00	38.85	40.65	39.00	32.00
40	38.00	40.85	42.65	41.00	34.00
42	40.00	42.85	44.65	43.00	36.00
44	42.00	44.85	46.65	45.00	38.00
46	44.00	46.85	48.65	47.00	40.00
48	46.00	48.85	50.65	49.00	42.00
50	48.00	50.85	52.65	51.00	44.00

NOTES:
1. FOR ILLUSTRATION PURPOSES, 20 CIRCUIT SIZE WAFER IS SHOWN.
2. MATERIAL :
   HOUSING : LCP, UL94V-0, GLOW WIRE CAPABLE PER IEC-60335-1 5TH EDITION, GLASS FILLED. COLOR: BLACK.
   PIN : 0.50MM SQ. COPPER ALLOY.
3. PRODUCT SPECIFICATION PS-151117-0001 APPLIES.
4. RIB LOCATION VARIES, DEPENDING ON CKT SIZES.
5. CKT 4 AND 6 HAS NO IDENTIFICATION TAG.
6. POSITION OF KAPTON TAPE TO BE LOCATED AT CENTER OF DIM A, IRREGARDLESS OF CKT SIZE. TOP SURFACE OF KAPTON TAPE TO BE FLAT FOR PICK & PLACE PURPOSE.
7. SINGLE LOCK FEATURE FOR 4 - 12CKT.
8. DUAL LOCK FEATURE FOR 14CKT AND ABOVE.
9. DETAIL 1 AND 2 FOR MMC REFERENCE ONLY.
10. CAVITY ID AND MX LOGO SHALL BE LOCATED APPROMIMATELY AS SHOWN.
11. GAUGING AT SOLDERTAIL.

HSE LENGTH ADDED 2017/09/07
EC NO: S2018-0108 2017/10/01
DRWN:EANG 2017/10/02
CH'KD:CGOH
APPR:KHLIM
DESCRIPTION
REV
A1

QUALITY SYMBOLS
FA=0
FC=0
FB=0

GENERAL TOLERANCES (UNLESS SPECIFIED)

	mm	INCH
4 PLACES	± ---	± ---
3 PLACES	± ---	± ---
2 PLACES	± 0.20	± ---
1 PLACE	± ---	± ---
0 PLACE	± ---	± ---

ANGULAR ± 3 °
DRAFT WHERE APPLICABLE MUST REMAIN WITHIN DIMENSIONS

DIMENSION STYLE: MM ONLY
SCALE: NTS
DESIGN UNITS: METRIC
THIRD ANGLE PROJECTION

DRAWN BY: ATSEE DATE: 2015/02/16
CHECKED BY: CGOH DATE: 2015/01/19
APPROVED BY: KHLIM DATE: 2015/11/05
MATERIAL NO.: SEE TABLE

TITLE
ASSEMBLY
MGRID, SHROUDED HEADER
RIGHT ANGLE THROUGH HOLE

molex

DOCUMENT NO.: SD-151119-0001
SHEET NO.: 1 OF 2

SIZE A3

THIS DRAWING CONTAINS INFORMATION THAT IS PROPRIETARY TO MOLEX INCORPORATED AND SHOULD NOT BE USED WITHOUT WRITTEN PERMISSION

PLATING OPTIONS

-X0XX AND -X4XX	2.00μm MIN. TIN OVERALL 1.25μm MIN. NICKEL OVERALL
-X1XX AND -X5XX	0.05μm MIN. GOLD PLATE ON CONTACT AND 2.00μm MIN. TIN(MATTE) ON SOLDERTAIL OVER 1.25μm MIN. NICKEL OVERALL.
-X2XX AND -X6XX	0.38μm MIN. GOLD PLATE ON CONTACT AND 2.00μm MIN. TIN(MATTE) ON SOLDERTAIL OVER 1.25μm MIN. NICKEL OVERALL.
-X3XX AND -X7XX	0.75μm MIN. GOLD PLATE ON CONTACT AND 2.00μm MIN. TIN(MATTE) ON SOLDERTAIL OVER 1.25μm MIN. NICKEL OVERALL.

KAPTON TAPE IS USED FOR 4CKT TO 12CKT ONLY.

TAIL LENGTH P (mm)	RECOMMENDED PCB THICKNESS (mm)
2.60	1.60
3.60	2.60
4.60	3.60

NOTES :
12. REFER TO PACKAGING SPECIFICATION
FOR TUBE : PK-151119-0001
FOR TAPE & REEL : PK-151119-3000

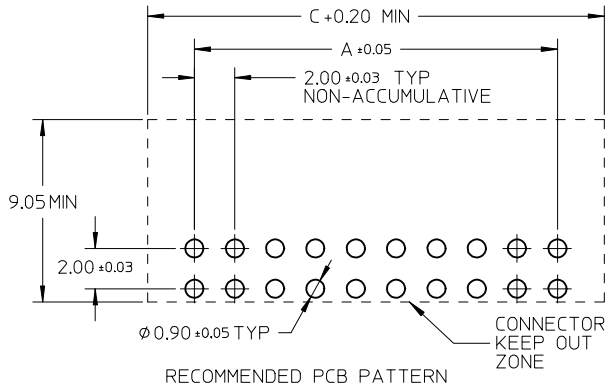

RECOMMENDED PCB PATTERN





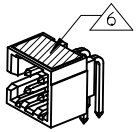

REFERENCE VIEW OF
KAPTON TAPE
PLACEMENT FOR 4CKT

ASSEMBLY

151119 - X X X X

04 - 50 4-50 CKT W/O PEG

PLATING		KAPTON VERSION
0	FULL TIN	WITHOUT KAPTON TAPE
1	Au FLASH	
2	0.38 Au	
3	0.75 Au	
4	FULL TIN	WITH KAPTON TAPE (4-12CKT)
5	Au FLASH	
6	0.38 Au	
7	0.75 Au	
8	OTHER OPTIONS	
9		

	TAIL LENGTH	PACKAGING
0	2.60	TAPE & REEL
1	3.60	
2	4.60	
3	2.60	TUBE
4	3.60	
5	4.60	
6		OTHER OPTIONS
7		
8		
9		

HSE LENGTH ADDED 2017/09/07
EC NO: S2018-0108 2017/10/01
DRWN:EANG CH'KD:CGOH APPR:KHLIM 2017/10/02
DESCRIPTION
REV
A1

QUALITY SYMBOLS
FA=0
FC=0
FP=0

GENERAL TOLERANCES (UNLESS SPECIFIED)

	mm	INCH
4 PLACES	± ---	± ---
3 PLACES	± ---	± ---
2 PLACES	± 0.20	± ---
1 PLACE	± ---	± ---
0 PLACE	± ---	± ---

ANGULAR ± 3 °

DRAFT WHERE APPLICABLE MUST REMAIN WITHIN DIMENSIONS

DIMENSION STYLE: MM ONLY
SCALE: NTS
DESIGN UNITS: METRIC
THIRD ANGLE PROJECTION

		DATE
DRAWN BY	ATSEE	2015/02/16
CHECKED BY	CGOH	2015/01/19
APPROVED BY	KHLIM	2015/11/05

TITLE
ASSEMBLY
MGRID, SHROUDED HEADER
RIGHT ANGLE THROUGH HOLE

molex

MATERIAL NO. SEE TABLE
DOCUMENT NO. SD-151119-0001
SHEET NO. 2 OF 2
SIZE A3

THIS DRAWING CONTAINS INFORMATION THAT IS PROPRIETARY TO MOLEX INCORPORATED AND SHOULD NOT BE USED WITHOUT WRITTEN PERMISSION

Unikeyic Electronics

Global Electronic Components Distributor

Click to view pricing, inventory, delivery, and lifecycle information:

molex:

5046940301 0190700155 398800403 190990009 447691602 190690096 417920538 436803002 190990010 430450225 430451220 439151216 760475001 151670255 152660117 397730002 0436400901 0436802002 151660057 447642001 759001161 0190690033 444280402 152670251 152670269 152670357 190670071 190730231 447641402 459705185