Creation Date : July 13, 2019 (GMT)

Multilayer Ceramic Chip Capacitors

CGA5F2C0G2A562J085AA

RoHS | REACH SVHC-Free | Halogen Free | Lead Free

TDK item description	CGA5F2C0G2A562JT****
Applications	Automotive Grade
Feature	Mid Mid Voltage (100 to 630V) AEC-Q200 AEC-Q200
Series	CGA5(3216) [EIA 1206]
Status	Production

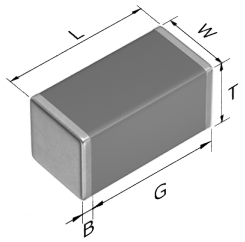

Size	
Length(L)	3.20mm ±0.20mm
Width(W)	1.60mm ±0.20mm
Thickness(T)	0.85mm ±0.15mm
Terminal Width(B)	0.20mm Min.
Terminal Spacing(G)	1.00mm Min.
Recommended Land Pattern (PA)	2.10mm to 2.50mm(Flow Soldering) 2.00mm to 2.40mm(Reflow Soldering)
Recommended Land Pattern (PB)	1.10mm to 1.30mm(Flow Soldering) 1.00mm to 1.20mm(Reflow Soldering)
Recommended Land Pattern (PC)	1.00mm to 1.30mm(Flow Soldering) 1.10mm to 1.60mm(Reflow Soldering)

Electrical Characteristics	
Capacitance	5.6nF ±5%
Rated Voltage	100VDC
Temperature Characteristic	C0G(0±30ppm/°C)
Q (Min.)	1000
Insulation Resistance (Min.)	10000MΩ

Other	
Soldering Method	Wave (Flow) Reflow
AEC-Q200	Yes
Packing	Punched (Paper)Taping [180mm Reel]
Package Quantity	4000pcs

! Images are for reference only and show exemplary products.
! This PDF document was created based on the data listed on the TDK Corporation website.
! All specifications are subject to change without notice.

Copyright(c) TDK Corporation. All rights reserved.

Multilayer Ceramic Chip Capacitors

CGA5F2C0G2A562J085AA

RoHS | REACH SVHC-Free | Halogen Free | Lead Free

Characteristic Graphs(This is reference data, and does not guarantee the products characteristics.)

Impedance

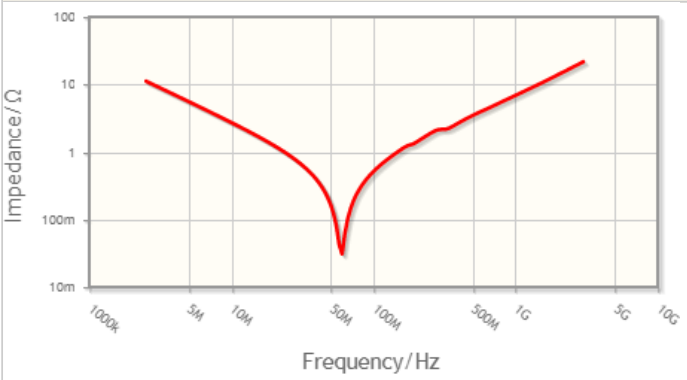

CGA5F2C0G2A562J085AA

ESR

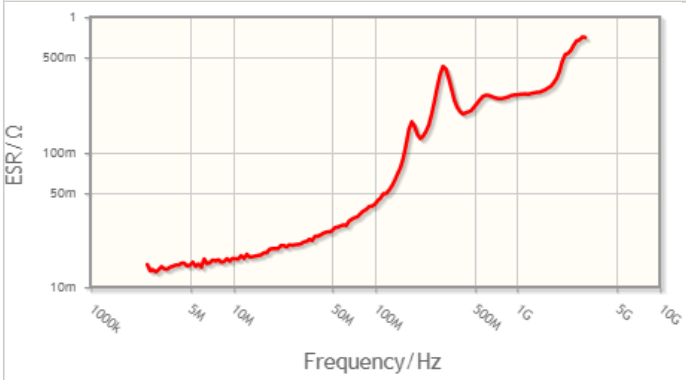

CGA5F2C0G2A562J085AA

Capacitance

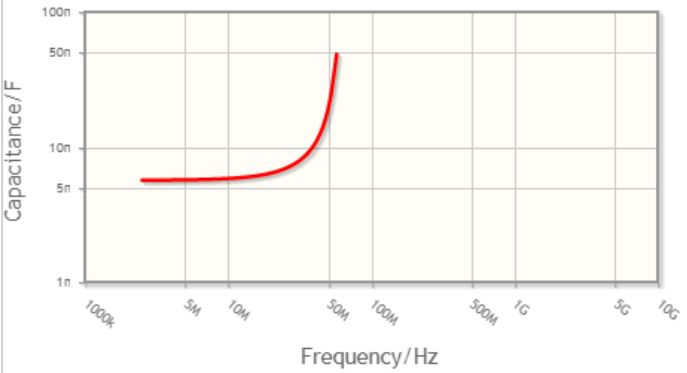

CGA5F2C0G2A562J085AA

DC Bias Characteristic

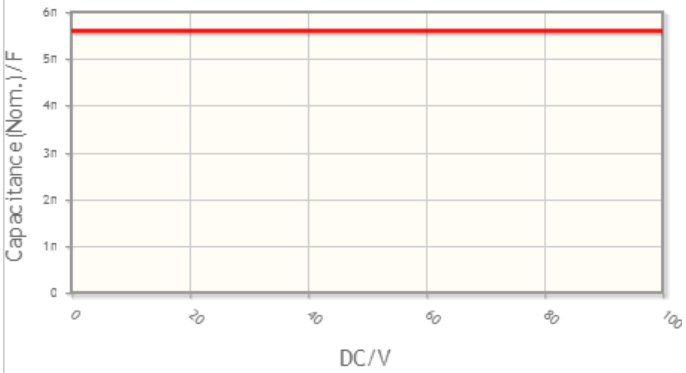

CGA5F2C0G2A562J085AA

Temperature Characteristic

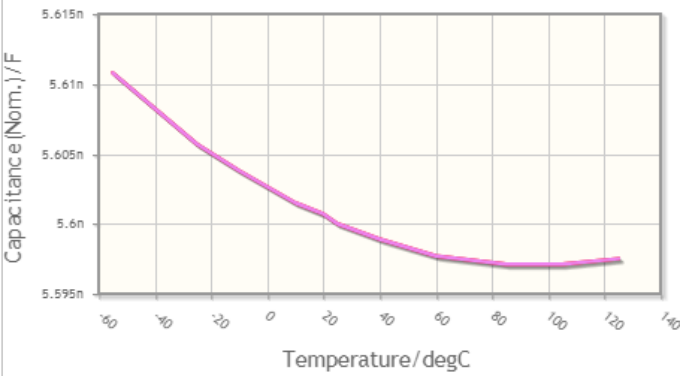

CGA5F2C0G2A562J085AA(No Bias) CGA5F2C0G2A562J085AA(DC Bias = 50V)

! Images are for reference only and show exemplary products.
! This PDF document was created based on the data listed on the TDK Corporation website.
! All specifications are subject to change without notice.

Copyright(c) TDK Corporation. All rights reserved.

CGA5F2C0G2A562J085AA

RoHS | REACH SVHC-Free | Halogen Free | Lead Free

Associated Images

Land Pattern (Terminal Connection)

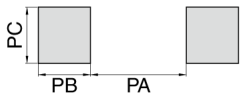

! Images are for reference only and show exemplary products.
! This PDF document was created based on the data listed on the TDK Corporation website.
! All specifications are subject to change without notice.

Copyright(c) TDK Corporation. All rights reserved.