DRAWING TYPE	CUSTOMER DRAWING

MARK	DATE	DESCRIPTION	DESIGN
B		ADD PERFORMANCE	

Kinghelm®

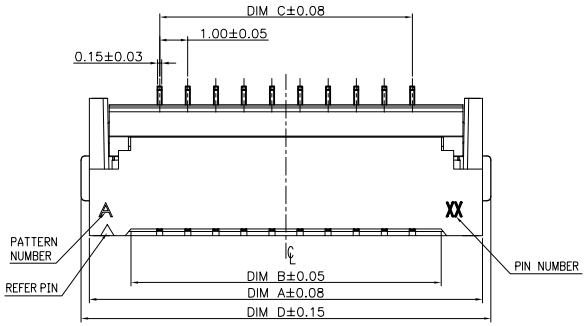

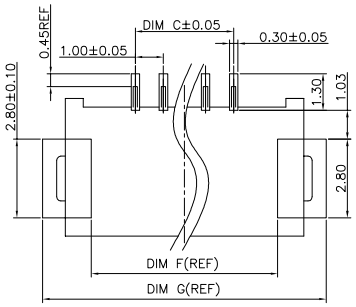

RECOMMENDED PCB LAYOUT

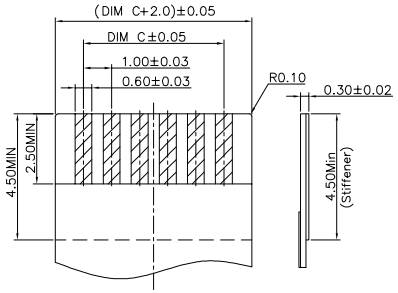

RECOMMENDED FFC/FPC

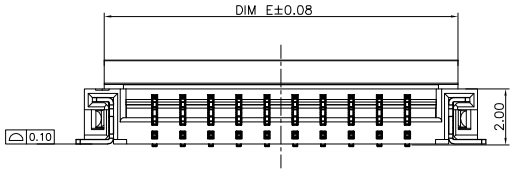

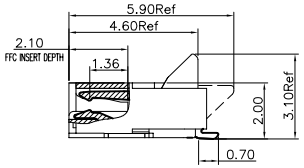

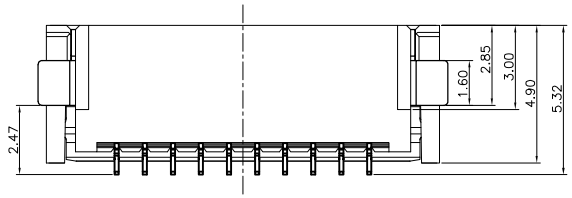

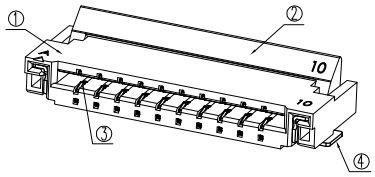

Pin No.	P/N	DIM A	DIM B	DIM C	DIM D	DIM E	DIM F	DIM G
04	8.04A0.004201	8.00	5.05	3.00	8.60	6.60	6.40	9.60
05	8.04A0.005201	9.00	6.05	4.00	9.60	7.60	7.40	10.60
06	8.04A0.006201	10.00	7.05	5.00	10.60	8.60	8.40	11.60
07	———	11.00	8.05	6.00	11.60	9.60	9.40	12.60
08	8.04A0.008201	12.00	9.05	7.00	12.60	10.60	10.40	13.60
09	———	13.00	10.05	8.00	13.60	11.60	11.40	14.60
10	8.04A0.010201	14.00	11.05	9.00	14.60	12.60	12.40	15.60
11	———	15.00	12.05	10.00	15.60	13.60	13.40	16.60
12	8.04A0.012201	16.00	13.05	11.00	16.60	14.60	14.40	17.60
13	8.04A0.013201	17.00	14.05	12.00	17.60	15.60	15.40	18.60
14	8.04A0.014201	18.00	15.05	13.00	18.60	16.60	16.40	19.60
15	8.04A0.015201	19.00	16.05	14.00	19.60	17.60	17.40	20.60
16	8.04A0.016201	20.00	17.05	15.00	20.60	18.60	18.40	21.60
17	———	21.00	18.05	16.00	21.60	19.60	19.40	22.60
18	8.04A0.018201	22.00	19.05	17.00	22.60	20.60	20.40	23.60
19	———	23.00	20.05	18.00	23.60	21.60	21.40	24.60
20	8.04A0.020201	24.00	21.05	19.00	24.60	22.60	22.40	25.60
21	———	25.00	22.05	20.00	25.60	23.60	23.40	26.60
22	———	26.00	23.05	21.00	26.60	24.60	24.40	27.60
23	———	27.00	24.05	22.00	27.60	25.60	25.40	28.60
24	8.04A0.024201	28.00	25.05	23.00	28.60	26.60	26.40	29.60
25	———	29.00	26.05	24.00	29.60	27.60	27.40	30.60
26	8.04A0.026201	30.00	27.05	25.00	30.60	28.60	28.40	31.60
27	8.04A0.027201	31.00	28.05	26.00	31.60	29.60	29.40	32.60
28	8.04A0.028201	32.00	29.05	27.00	32.60	30.60	30.40	33.60
29	———	33.00	30.05	28.00	33.60	31.60	31.40	34.60
30	8.04A0.030201	34.00	31.05	29.00	34.60	32.60	32.40	35.60
36	8.04A0.036201	40.00	37.05	35.00	40.60	38.60	38.40	41.60
40	8.04A0.040201	44.00	41.05	39.00	44.60	42.60	42.40	45.60

1. FPC NOT MATING CONDITION BANNED CLOSURE
2. PART NO. LEGEND:

8.04A0 . *** 2 0 1
① ② ③ ④ ⑤

①SERIES NAME:8.04A0=1.0MM FFC/FPC DUAL CONTACT SIDE CONNECTOR (H=2.0mm)
②.CONTACT PIN NUMBER:***=CONTACT PIN NUMBER
③.CONTACT PLATING SPEC: PART GOLD PLATING;2=1~3u";3=5u";4=10u";5=15u"
④.UNSPECIFIED:0=NONSENSE
⑤.UNSPECIFIED:1=WITHOUT LOGO

3. PERFORMANCE:
3.1: CURRENT RATING: 0.5A/PIN.
3.2: VOLTAGE RATING: 50V (AC/DC).
3.3: CONTACT RESISTANCE: INITIAL VALUE 30mOHM Max,
3.4: INSULATION RESISTANCE: 500MOHM Min.
3.5: DIELECTRIC WITHSTANDING VOLTAGE: 250V AC FOR 1MINUTE;
3.6: DURABILITY: 20 TIMES Min.
3.7: OPERATING TEMPERATURE: -40℃ ~ +85℃
OPERATING HUMIDITY RANGE: 20% TO 85%

NO.	COMPONENTS	MATERIALS	FINISH/COLOR SPECIFICATION	QUANTITY
4	STATOR	PHOSPHOR BRONZE		2
3	TERMINAL	PHOSPHOR BRONZE		POSITIONS
2	COVER	THERMOPLASTIC UL94V-0	BLACK	1
1	HOUSING	THERMOPLASTIC UL94V-0	NATURAL	1

UNLESS OTHERWISE SPECIFIED TOLERANCE			
ANG	TOL	DIM	TOL
.X	±3.0°	.X	±0.20
.XX	±2.0°	.XX	±0.10
.XXX	±1.0°	.XXX	±0.05

NOTE: ALL RIGHTS RESERVED,BANNED COPY!

深圳市金航标电子有限公司 | www.kinghelm.com.cn

KH-FPC1.0-H2.0SMT-18P-QCHF | 0755-28190160

DRAWING NO	PART NAME:	1.0MM FFC/FPC DUAL CONTACT SIDE CONNECTOR (H=2.0mm)			
8.04A0-C	PART NO.	8.04A0.***201			
APPROVED	VERIFIED	DESIGN	DATE	UNITS	SCALE	PAGE	REV
		WANG PENG	2016.04.16	mm	1:1	1/2	B

QP-04-33-B

Unikeyic Electronics

Global Electronic Components Distributor

Click to view pricing, inventory, delivery, and lifecycle information:

Kinghelm:

KH-4.5X4.5X6.5H-SMT KH-2.54TXM-CB-H13.5-G KH-4.5X4.5X10H-B3J KH-6X6X6H-SMT-FS
KH-MCX-K507-W KH-PCIE5.2H-52P KH-1.27PH90-1X20P-L10.5 KH-1.27PH90-2X10P-L10.5
KH-2.54TXM-CB-H13.5 KH-6X6X9H-STM KH-DR9S-F8.1-1 KH-FFC-V0.5-32P-150MM
KH-081-TX100-IPEX4 KH-1.27PH90-1X16P-L10.5 KH-2.54PH180-1X8P-L11.5 KH-SMA-K513-11G
KH-4.5X4.5X6H-TJ KH-IPEX-K501-29 KH-PH-2P-Z KH-2.54FH-1X15P-H8.5 KH-HDMI-0024-JBS
KH-HDMI-0035-PK KHA(RG1.13)-TX50-IPEX KH-2.54PH90-1X15P-L13.8 KH-2PH180-1X14P-L8.7
KH-6X6X6H-TJ KH-300922-TP KH-6X6X10H-STM KH-BM2.54-2P-W KH-FFC-V0.5-8P-150MM