BAT5402VH6327XTSA1
Schottky Rectifier Diodes

Features
Extremely Fast Switching Speed
Low Forward Voltage
Pb-Free Package is Available



SOD-523



Package Marking and Ordering Information

Product ID	Pack	Marking	Qty(PCS)
BAT5402VH6327XTSA1	SOD-523	JV	3000

Maximum Ratings (Ta=25°C unless otherwise noted)

Parameter	Symbol	Limits	Unit
DC Reverse voltage	V_R	30	V
Continuous forward current	I_F	200	mA
Peak forward surge current	I_{FSM}	600	mA
Total power dissipation	P_{tot}	200	mW
Total resistance junction to ambient	$R_{\theta JA}$	635	°C/W
Junction temperature	T_j	150	°C
Storage temperature	T_{stg}	-55-150	°C

Electrical Characteristics(Ta=25°C unless otherwise specified)

Parameter	Symbol	Min.	Typ.	Max.	Unit	Conditions
Reverse breakdown voltage	$V_{(BR)R}$	30			V	I_R=100μA
Forward voltage	V_F		0.22 0.41 0.52 0.29 0.35	0.24 0.5 0.8 0.32 0.40	V	I_F=0.1mA I_F=30mA I_F=100mA I_F=1.0mA I_F=10mA
Reverse current	I_R		0.5	2.0	μA	V_R=25V
Diode capacitance	C_d		7.6	10	pF	V_R=1V,f=1MHz
Reverse recovery time	t_{rr}			5	ns	I_F=I_R=10mA

Typical Characteristics

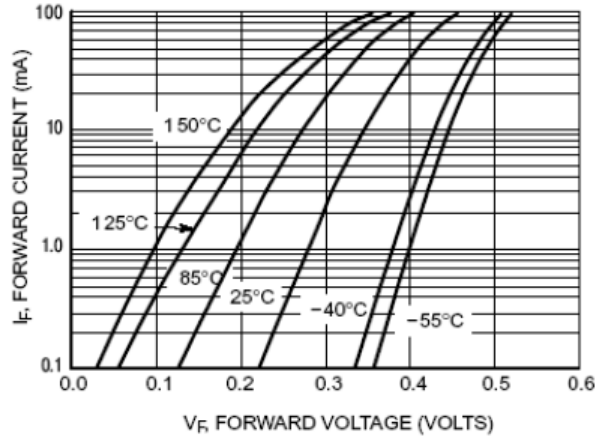

Figure 1. Forward Voltage

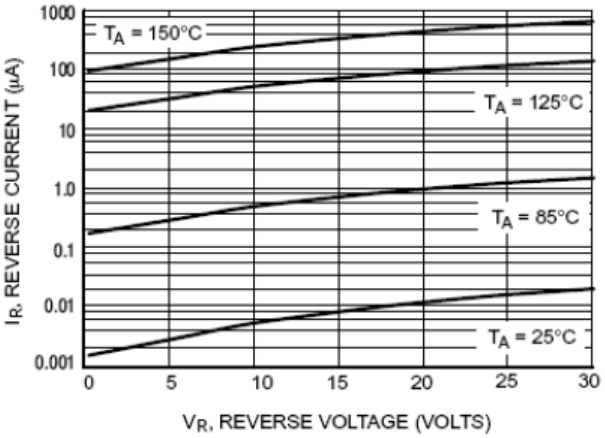

Figure 2. Leakage Current

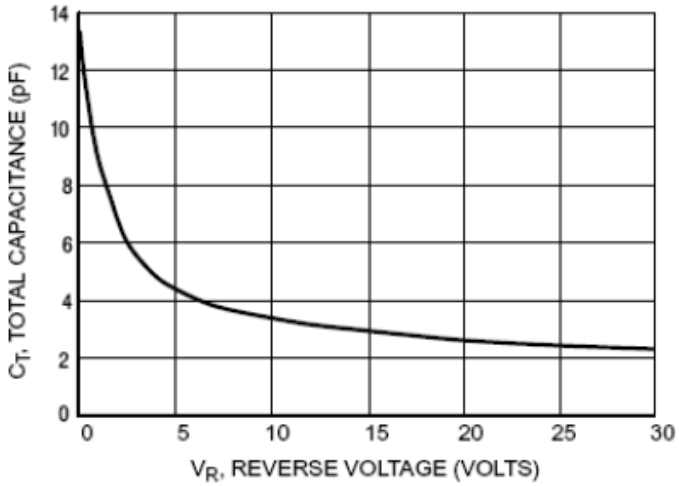

Figure 3. Total Capacitance

Outline And Dimensions

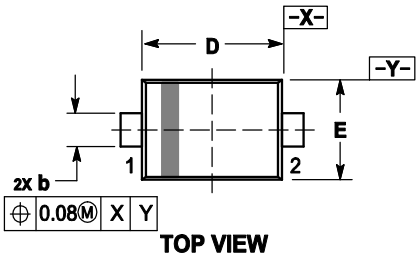

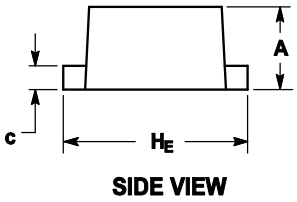

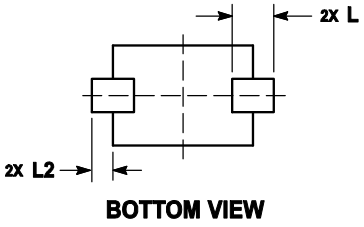

Notes:

1. DIMENSIONING AND TOLERANCING PER ANSI Y14.5M, 1982.
2. CONTROLLING DIMENSION: MILLIMETERS.
3. MAXIMUM LEAD THICKNESS INCLUDES LEAD

THICKNESS OF BASE MATERIAL.

4. DIMENSIONS D AND E DO NOT INCLUDE MOLD FLASH, PROTRUSIONS OR GATE BURRS.

	MILLIMETERS			INCHES		
DIM	MIN	NOM	MAX	MIN	NOM	MAX
A	0.50	0.60	0.70	0.020	0.024	0.028
b	0.25	0.30	0.35	0.010	0.012	0.014
c	0.07	0.14	0.20	0.003	0.006	0.008
D	1.10	1.20	1.30	0.043	0.047	0.051
E	0.70	0.80	0.90	0.028	0.031	0.035
H_E	1.50	1.60	1.70	0.059	0.063	0.067
L	0.30 REF			0.012 REF		
L_2	0.15	0.20	0.25	0.006	0.008	0.010

Soldering Footprint

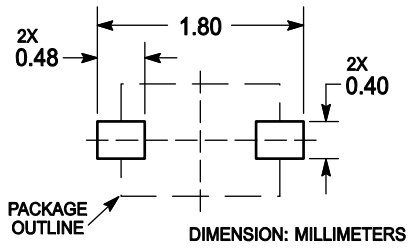

Attention

■ Any and all HUA XUAN YANG ELECTRONICS products described or contained herein do not have specifications that can handle applications that require extremely high levels of reliability, such as life-support systems, aircraft's control systems, or other applications whose failure can be reasonably expected to result in serious physical and/or material damage. Consult with your HUA XUAN YANG ELECTRONICS representative nearest you before using any HUA XUAN YANG ELECTRONICS products described or contained herein in such applications.

■ HUA XUAN YANG ELECTRONICS assumes no responsibility for equipment failures that result from using products at values that exceed, even momentarily, rated values (such as maximum ratings, operating condition ranges, or other parameters) listed in products specifications of any and all HUA XUAN YANG ELECTRONICS products described or contained herein.

■ Specifications of any and all HUA XUAN YANG ELECTRONICS products described or contained herein stipulate the performance, characteristics, and functions of the described products in the independent state, and are not guarantees of the performance, characteristics, and functions of the described products as mounted in the customer's products or equipment. To verify symptoms and states that cannot be evaluated in an independent device, the customer should always evaluate and test devices mounted in the customer's products or equipment.

■ HUA XUAN YANG ELECTRONICS CO.,LTD. strives to supply high-quality high-reliability products. However, any and all semiconductor products fail with some probability. It is possible that these probabilistic failures could
give rise to accidents or events that could endanger human lives, that could give rise to smoke or fire, or that could cause damage to other property. When designing equipment, adopt safety measures so that these kinds of accidents or events cannot occur. Such measures include but are not limited to protective circuits and error prevention circuits for safe design, redundant design, and structural design.

■ In the event that any or all HUA XUAN YANG ELECTRONICS products(including technical data, services) described or contained herein are controlled under any of applicable local export control laws and regulations, such products must not be exported without obtaining the export license from the authorities concerned in accordance with the above law.

■ No part of this publication may be reproduced or transmitted in any form or by any means, electronic or mechanical, including photocopying and recording, or any information storage or retrieval system, or otherwise, without the prior written permission of HUA XUAN YANG ELECTRONICS CO.,LTD.

■ Information (including circuit diagrams and circuit parameters) herein is for example only ; it is not guaranteed for volume production. HUA XUAN YANG ELECTRONICS believes information herein is accurate and reliable, but no guarantees are made or implied regarding its use or any infringements of intellectual property rights or other rights of third parties.

■ Any and all information described or contained herein are subject to change without notice due to product/technology improvement, etc. When designing equipment, refer to the "Delivery Specification" for the HUA XUAN YANG ELECTRONICS product that you intend to use.

Unikeyic Electronics

Global Electronic Components Distributor

Click to view pricing, inventory, delivery, and lifecycle information:

HXY MOSFET:

TPSMB100CA-VR 60N06 HACPDQC5V0-HF PESDSC2FD5VU AQ15C-01FTG HAZ4007-01H HESD36VD3B LM393DR-HXY ESD5LM5.0C-HXY BV05C-H HPTVSUC3D5VB HSEN3611D3 PESDNC2XD5VBL AZ4836-01L ESD5L5.0C-HXY TPSMB28A-VR HRCLAMP3371ZCTFT HSTS521050B331 PJEC5V0M1FN2 PJSD24CW_R1 AZ4007-01H HCEZ36V,L3F HSG3D15B3.3MA PESDNC2XD5VBF RLSD32A121V HESDSLC3V3D3B HLY323BC1524L HSD15C.TCT HSEN2411D3 PESDLC2FD3V3BH